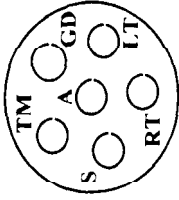


# Popular Trailer Connector Wiring Diagrams

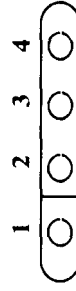
## 6 PIN SOCKET



- TM Tail Lights
- GD Ground
- LT Left/Stop
- RT Right/Stop
- S Brakes
- A Auxiliary

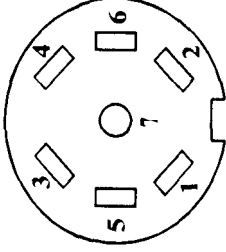
Note: S & A are sometimes reversed  
(horse trailers especially)

## 4 PIN FLAT



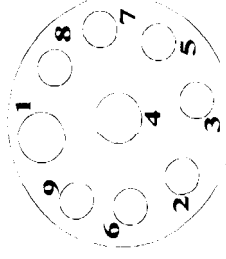
- 1 Ground
- 2 Tail Lights
- 3 Left/Stop
- 4 Right/Stop

## 7 RV SOCKET



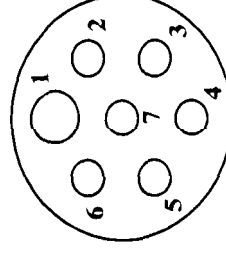
- 1 Ground
- 2 Electric Brakes
- 3 Tail Lights
- 4 Battery Charge
- 5 Left/Stop
- 6 Right/Stop
- 7 Auxiliary

## 9 RV SOCKET



- 1 Ground
- 2 Electric Brakes
- 3 Tail Lights
- 4 Battery Charge
- 5 Left/Stop
- 6 Right/Stop
- 7 Extra Auxiliary
- 8 Auxiliary
- 9 Reefer (tag) or Stop

## SEMI SOCKET



- 1 Ground
- 2 Clearance Lights
- 3 Left
- 4 Stop
- 5 Right
- 6 Tail
- 7 Auxiliary

**Carson Truck  
& Auto Repair**

**775-883-7770**

**WWW.CTAR.US**